

---

# Strategies to adapt to water scarcity: circular economy and resource recovery

Sébastien Pellion, Sustainable Development Officer, SUEZ

# Megatrends

## Affecting water resources availability

### Changes in population

- Projections show that urbanization, the gradual shift in residence of the human population from rural to urban areas, combined with the overall growth of the world's population could add another **2.5 billion people to urban areas by 2050**, with close to 90% of this increase taking place in Asia and Africa (2018 Revision of World Urbanization Prospects, UNDESA). While today 55% of the world's population lives in urban areas, these projections would increase this proportion to **68% by 2050**.

### Changes in climate

- Some regions are projected to experience **multiple compound climate-related risks at 1.5°C** that will increase with warming of 2°C and higher.
- In terms of drought and dryness, limiting global warming to 1.5°C may substantially **reduce the probability of extreme changes in water availability** in some regions compared to changes for 2°C global warming.
- Moreover, a global warming of 2°C would lead to an **expansion of the area with significant increases in runoff** as well as of the area affected by flood hazard compared to conditions at 1.5°C global warming.

Figure 1: Urban and rural population of the world, 1950 – 2050

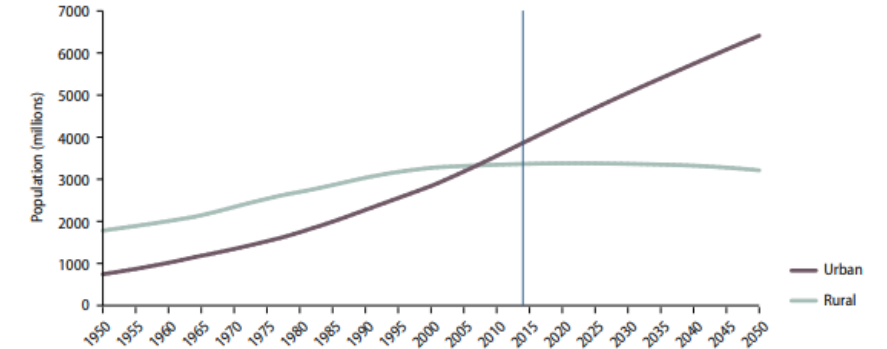
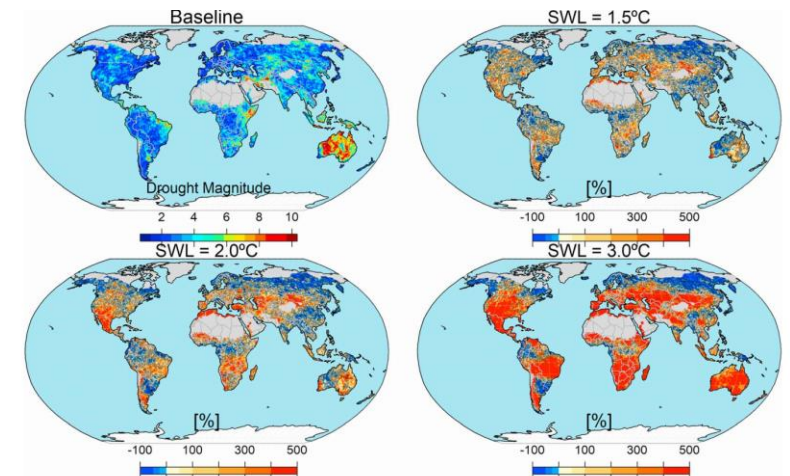


Figure 2: Drought magnitude and relative changes (%) in drought magnitude with respect to the baseline for the three specific warming levels (1.5, 2.0, and 3.0°C).



# Strengthening resilience facing water-related climate risks

## Mitigating drought risk in Chile



### Short-Term Plan: Drought Mitigation Plan

- New capacity in wells
- Purchase of raw water
- Renting of water rights
- Agreements with other users of the river
- Monitoring and control of illegal water usage/extraction

### Long-Term Plan: Drought and Climate Change Plan 2016-2030

- Preliminary studies :
  - Demand projection
  - Demand management
  - International experiences in drought
- Other actions:
  - Actions to increase supply
  - Water supply projection
  - Synergies at a user level

#### WHAT HAVE WE DONE?

- 25% more potable water reserves (225,000 m<sup>3</sup>)
- Habilitation of the Cerro Negro wells with a flow of 300 l/s
- Conduction from the El Yeso Reservoir to Laguna Negra
- Double the number of hours of autonomy from 4 to 9 hours.
- 30 turbidity events without impact

#### WHAT ARE WE DOING?

- Tripling the autonomy from 9 to 32 hours
- Working with municipalities and authorities in emergency situations.
- Increasing the capacity of the Padre Hurtado Plant and four new filters in the Vizcachas Complex.
- New Chamisero potable water plant in construction.
- New interconnection works (lifting and impulsion plants)

#### WHAT ARE WE PLANNING TO DO?

- Construction of 8 potable water tanks with reserves of 54,000 cubic meters, in the pre-mountain area
- Habilitation of 13 emergency wells with a production capacity of 500 liters per second in the communes of Conchali, Independencia, and Recoleta
- Construction of new wells with a capacity of 400 liters per second in the communes of Pedro Aguirre Cerda and Lo Espejo.

# Producing alternative water for water-scarce areas

By coupling Renewable Energy and Desalination



**SUEZ: Pioneer using Renewable energies in SW desalination**

**2006- Perth, Australia, 145 000 m3/day.**

First large facility in the world to be Powered by Renewable Energy. Wind Farm 83 MW, 150 % plant annual needs.

First SWRO Plant @ **“0” Carbon footprint**

**2009- Barcelona, Spain, 200 000 m3/day.**

Photovoltaic panels on roofs 1,3 MW, 20.372 m2 of surface.

Saving 850 CO2 T (2% approx. of overall consumption)

**2012- Melbourne, Australia, 450 000 m3/day.**

3<sup>rd</sup> largest SWRO in the world and the largest BOT in water treatment. Renewable Energy Certificate (REC)

2 Wind Farm with a total of 483 MW >> 90MW of max. plant need.

“Green Plant” in 225 Ha @ **“0” Carbon footprint**



20% clean energy supply for new plants between 2020 and 2025

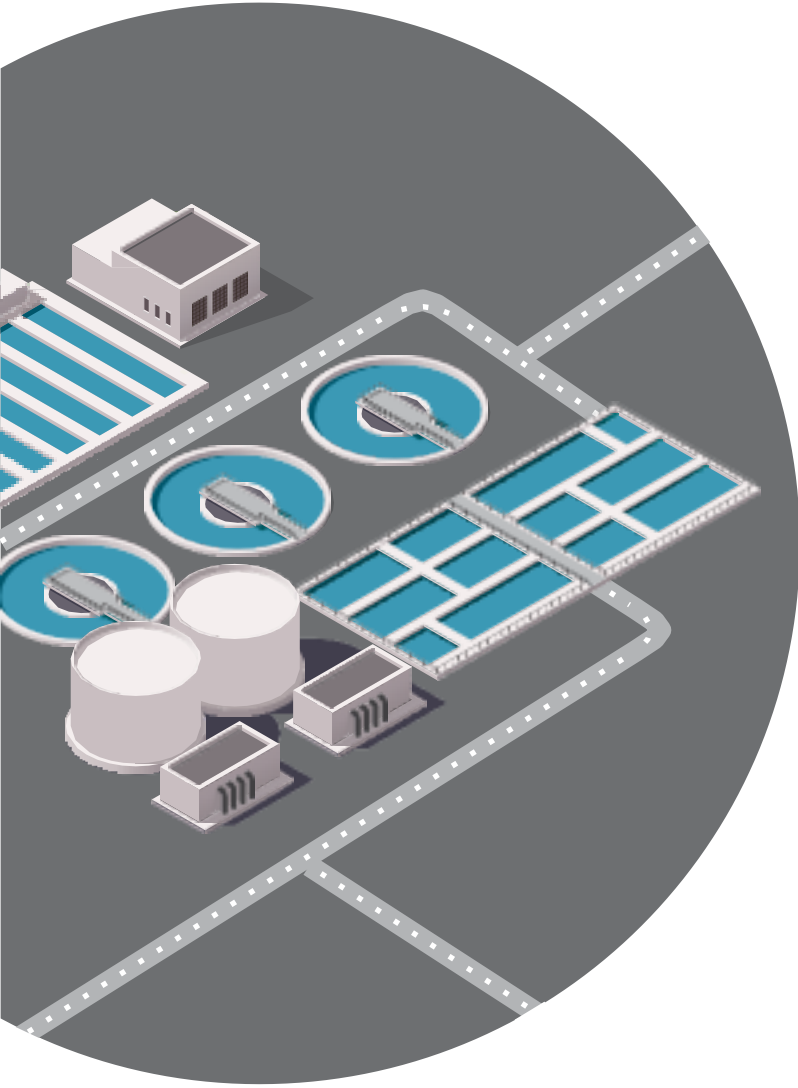
40% clean energy supply for new plants between 2026 and 2030

60% clean energy supply for new plants between 2031 and 2035

80% clean energy supply for new plants after 2035

# Accelerating the circular economy in the water sector

By transforming WWTPs in *biofactories*



## Circular economy

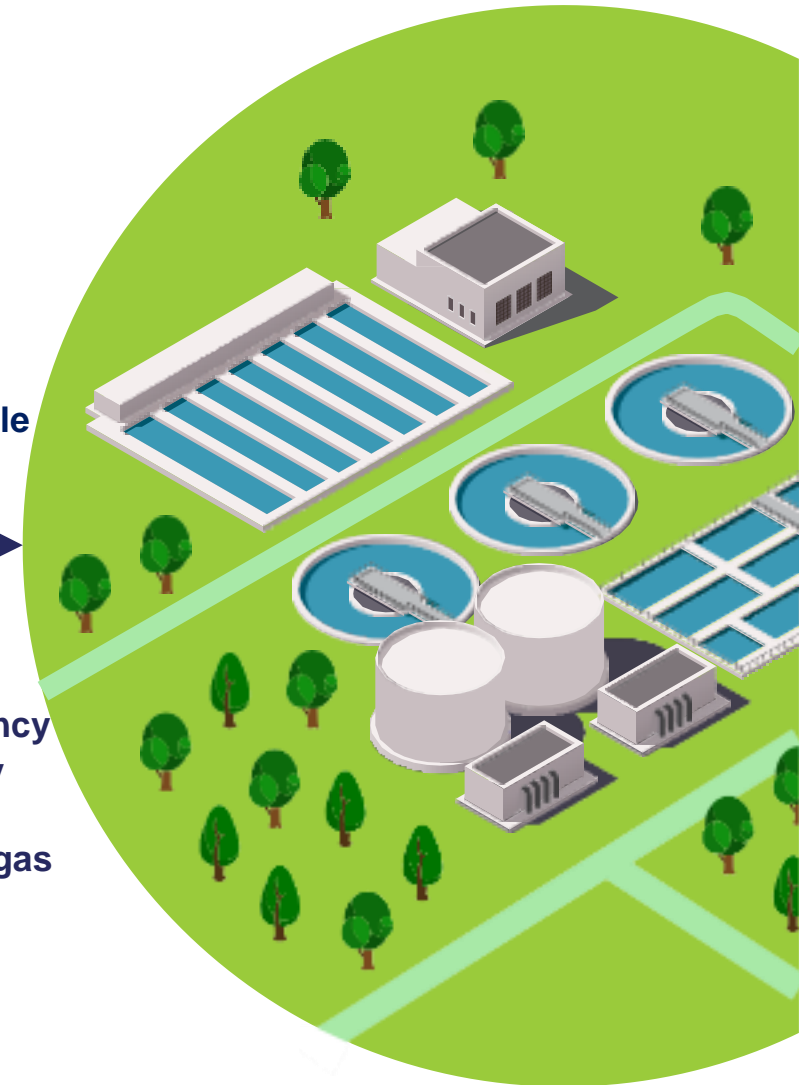
- Reduce consumption of materials
- Reutilization of water
- Recovery of new products (cellulose, plastics, Biorefinery)
- New usages of biogas (injection in the grid, vehicle use)

## 0% waste to landfills

- Recovery of fractions (sands, grinding, greases)

## Green energy

- Energy self-sufficiency
- Reduction of energy consumption
- Maximization of biogas production



# Accelerating the circular economy in the water sector

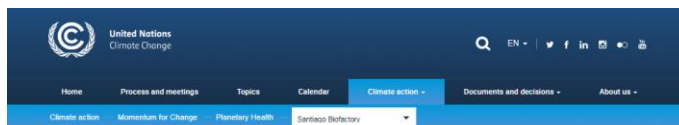
## Transforming WWTPs in *biofactories*



The screenshot shows the European Circular Economy Stakeholder Platform website. The header includes the European Union logo and the text "#CEstakeholderEU European Circular Economy Stakeholder Platform". Below the header is a navigation menu with options like Home, Good Practices, Strategies, Knowledge, Commitments, Dialogue, Contribute, News & Events, and About. A search bar is visible on the left. The main content area displays a search result for "Granada biorefinery - A 100% circular facility" with a description and a small image of the facility.

The case of Grenade's biofactory (Spain), featured in the *European Circular Economy Stakeholders Platform*, as a success story

- 100% energy self-sufficient
- 100% wastewater reuse
- 100% recovery of sludge, grease and sand



The screenshot shows the United Nations Climate Change website. The header includes the United Nations logo and the text "United Nations Climate Change". Below the header is a navigation menu with options like Home, Process and meetings, Topics, Calendar, Climate action, Documents and decisions, and About us. A search bar is visible. The main content area displays a search result for "Santiago Biofactory" with a small image of the facility.

Santiago Biofactory | Chile



**Aguas Andinas**, Chile's largest water utility company together with its main shareholder **SUEZ**, is transforming Santiago's three wastewater treatment plants into "biofactories" that convert wastewater and sewer sludge, a wastewater treatment by-product, into clean energy. All three treatment plants will be zero waste, energy self-sufficient, and carbon neutral by 2022. The project was launched in 2017 to pioneer innovative circular wastewater treatment solutions in Santiago and to push the boundaries of human health and environment preservation standards in the sector.

The case of Santiago's biofactory (Chile) announced on 27 September 2018 as winners of the United Nations "Momentum for Change Climate Action Award", and committed by 2022 to be:

- Carbon neutral
- Energy positive
- Zero waste

# Catalyzing water stewardship of the industry



## Business Alliance for Water and Climate

### Objective:

Preparing and adapting to new climate realities will be one of the defining challenges for businesses in the 21st century. Worsening water stress and climate change has led to the **creation of the Business Alliance for Water and Climate (BAFWAC) at COP 21.**

Each year, BAFWAC tracks and reports to the UNFCCC on the progress of the signatory companies.

In particular, BAFWAC has worked to drive innovation and scale actions that reduce companies' water use and greenhouse gas emissions, focusing on three innovation areas: (1) circular water management, (2) natural infrastructure, and (3) climate resilient agriculture.

### Summary Activities and Achievements

- Recruitment of 55 signatories across over ten industry sectors
- Launch of a website ([www.bafwac.org](http://www.bafwac.org)) that showcases:
  - 16 case studies across the three innovation areas
  - 24 other tools and resources across the three innovation areas
- Sessions to present the BAFWAC initiative and to promote peer learning held at:
  - Stockholm's World Water Week Conference (Stockholm, August 2017)
  - CDP's Water Forum (India, November 2017).
  - Session at World Water Forum 8 (Brasilia, March 2018)
- Partners presented BAFWAC at COP23

***Founded by:***



The CEO Water Mandate

